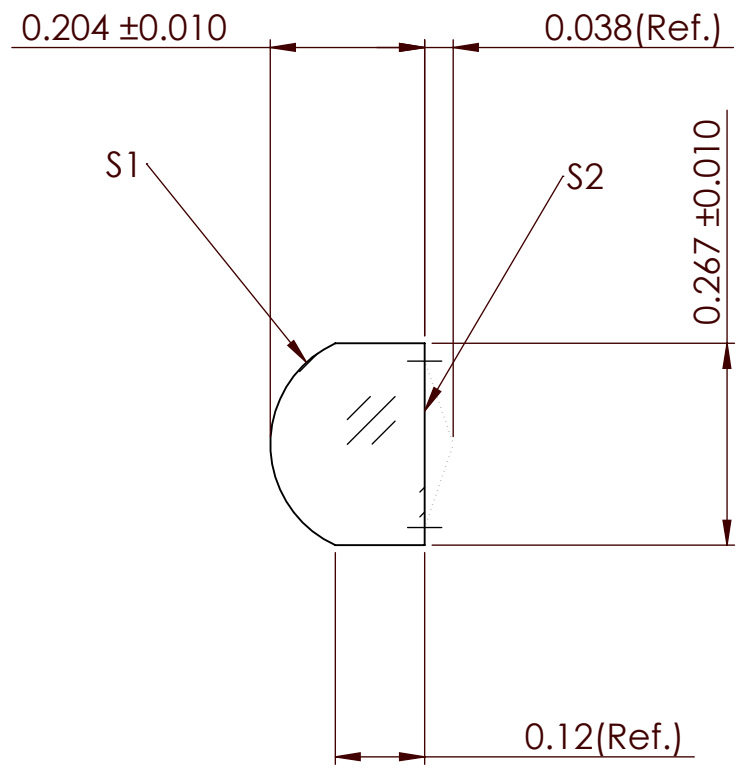


D

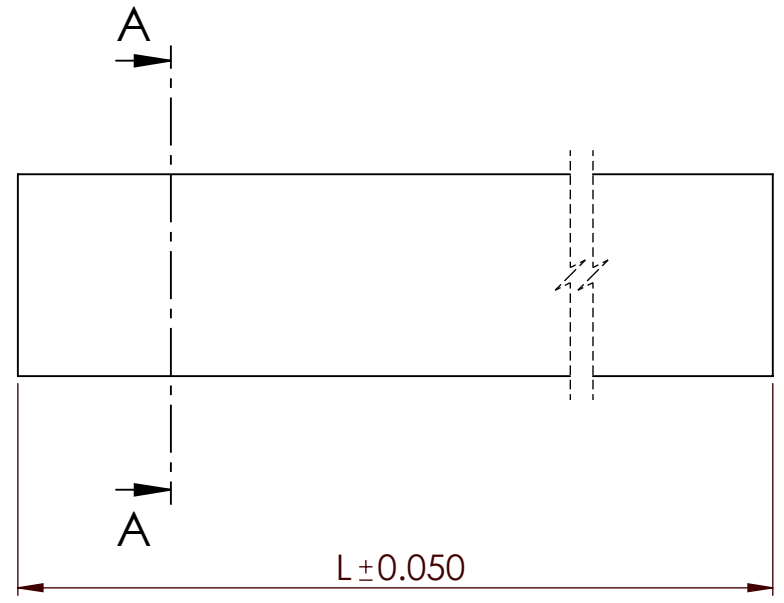
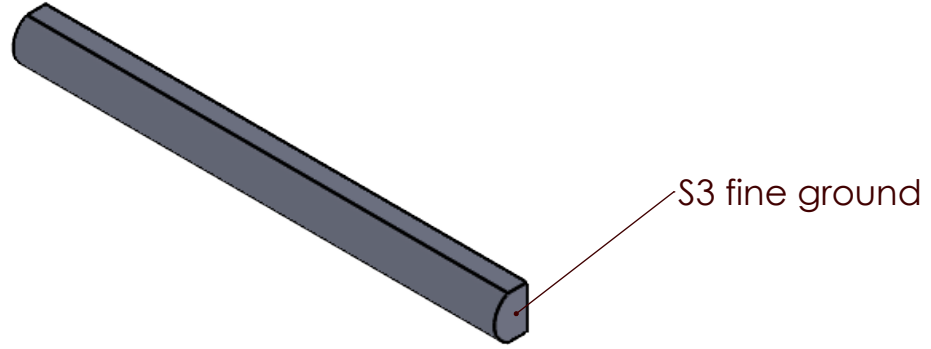
C

B

A



SECTION A-A
SCALE 100 : 1



Acylindrical Equation

$$Z(y) = \frac{c^2 y^2}{1 + \sqrt{1 - (k + 1)c^2 y^2}} + \sum_{i=2}^8 A_{2i} y^{2i}$$

Acylindrical Coefficients

	S1	S2
R	0.1250	Plano
c	8.0000	
k	-0.4500	
A ₄	3.1209 E0	
A ₆	-5.5156 E2	
A ₈	4.1555 E4	
A ₁₀	-3.3145 E6	

Sagittal Distances of Acylindrical Surface

Y (mm)	Z(mm)	
	S1	S2
0.0	0.000000	-
0.0675	-0.01904	-
0.1350	-0.08681	-

S1		Material/Lens Data		S2	
Radius of Curvature	0.2264 mm	Glass Type	S-TIH53	Radius of Curvature	Plano
Clear Aperture	0.24 mm	n _d / V _d	1.8466 / 23.8	Clear Aperture	0.12 mm
Irregularity	< λ/4 P-V	Focal length	0.150 mm ±3%	Irregularity	< λ/4 P-V
Centering	Tilt < 0.25°	Numerical Aperture	0.80	Centering	Tilt < 0.25°
Surface Quality	40-20	Design wavelength	808 nm	Surface Quality	40-20
Coating	To be specified			Coating	To be specified

Dimensions in mm
For Information Purposes Only

PROPRIETARY
THE INFORMATION CONTAINED IN THIS DRAWING IS THE SOLE PROPERTY OF **Doric Lenses Inc.** ANY REPRODUCTION IN PART OR AS A WHOLE WITHOUT THE WRITTEN PERMISSION OF **Doric Lenses Inc.** IS PROHIBITED.

DO NOT SCALE DRAWING



doriclenses.com

TITLE:
ACL_PCX_INF_S-TIH53_0.150(L)

DWG. NO.
D141-0372