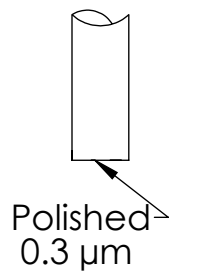
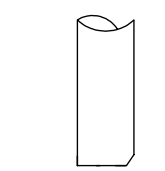
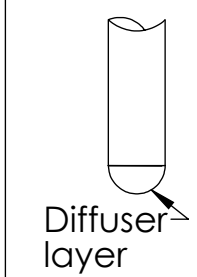
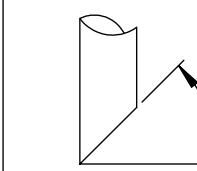
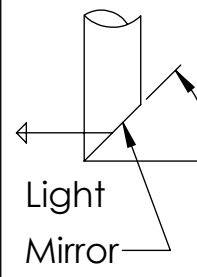
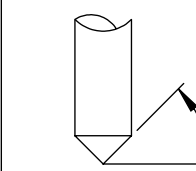
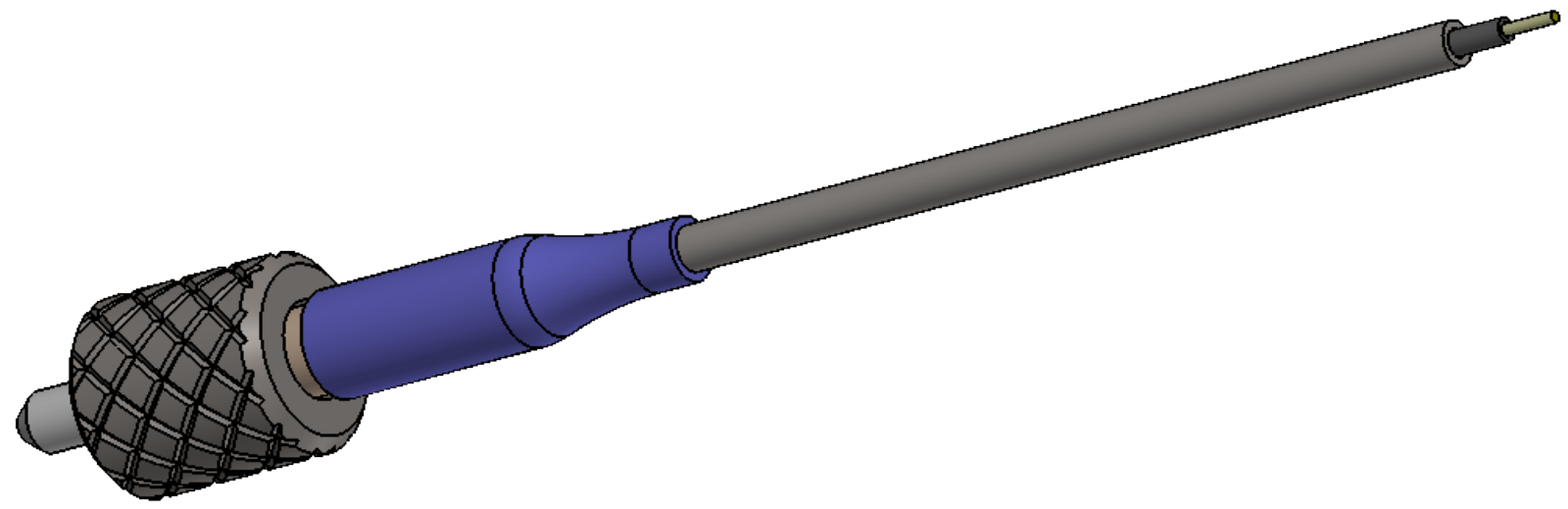
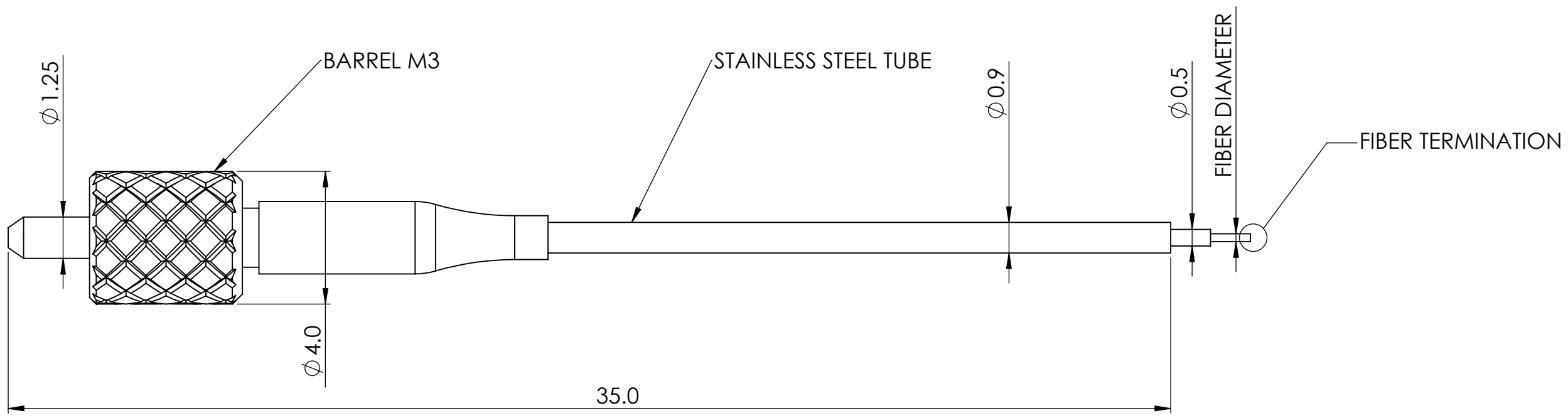


8 7 6 5 4 3 2 1

FLT	X	DFL	A	MA	C
Flat tip	Cleaved	Diffuser	Angle	Angle mirror	Cone
					

FIBER TERMINATION
SCALE 30 : 1



Dimensions in mm
For Information Purposes Only

PROPRIETARY
THE INFORMATION CONTAINED IN THIS DRAWING
IS THE SOLE PROPERTY OF Doric Lenses Inc..
ANY REPRODUCTION IN PART OR AS A WHOLE
WITHOUT THE WRITTEN PERMISSION OF
Doric Lenses Inc. IS PROHIBITED.

DO NOT SCALE DRAWING



357 rue Franquet, Quebec, QC
G1P 4N7, Canada;
Tel: 418 877 5600;
doriclenses.com;

TITLE:
OPT

DWG. NO.
B292-20xx

2018-03-29

8 7 6 5 4 3 2 1